


















# LEGENDA SIMBOLI

Simbolo	Descrizione
	Presa 10/16A
	Presa schuko
	Presa TV
	Presa TELEFONICA
	Termostato ambiente
	Interruttore unipolare
	Interruttore unipolare luminoso
	Deviatore
	Invertitore
	Pulsante
	Interruttore bipolare
	Punto luce a soffitto
	Punto luce a parete
	Punto luce incassato pavimento
	Centralino Enel
	Centralino Garage
	Centralino Appartamento
	...